



NetIQ Advanced Authentication Framework - Group Policy Templates

Installation Guide

Version 5.1.0

Table of Contents

	1
Table of Contents	2
Introduction	3
About This Document	3
System Requirements	4
Index	5

Introduction


About This Document


Purpose of the Document

This Group Policy Templates Guide is intended for system administrators and describes system requirements that should be fulfilled before the installation of NetIQ Advanced Authentication Framework Group Policy Templates.


Document Conventions

This document uses the following conventions:

 **Warning.** This sign indicates requirements or restrictions that should be observed to prevent undesirable effects.

 **Important notes.** This sign indicates important information you need to know to use the product successfully.

 **Notes.** This sign indicates supplementary information you may need in some cases.

 **Tips.** This sign indicates recommendations.

- Terms are italicized, e.g.: ***Authenticator***.
- Names of GUI elements such as dialogs, menu items, and buttons are put in bold type, e.g.: the **Logon** window.

System Requirements

- ✖ Installing and removing Group Policy Templates requires **Local Admins** privileges.
- ✖ Before the installation of Group Policy Templates, make sure that Group Policy Management Console is installed.

The following system requirements should be fulfilled:

- Microsoft Windows Server 2008 R2 Service Pack 1/ Microsoft Windows Server 2012/ Microsoft Windows Server 2012 R2.

Index

A

Authentication 1, 3
Authenticator 3

C

Console 4

L

Local 4
Logon 3

M

Microsoft Windows Server 2008 4

P

Policy 1, 3-4

S

System 4